

**AVAILABLE IN NINE VARIETIES**



**1 Covergreen® Vinca minor**  
H 5-20 cm Sun/Half shade  
Bloom colour: blue



**2 Covergreen® Vinca minor gertrude jekyll**  
H 10-20 cm Half shade/Half sun  
Bloom colour: white




**3 Covergreen® Waldsteinia**  
H 5-15 cm Half shade/shade  
Bloom colour: yellow



**4 Covergreen® Euonymus**  
H 20-45 cm Sun/Half shade  
Beautiful red autumn colour



**5 Covergreen® Hedera woerner**  
H 10 – 25 cm  
Sun/Half shade/Shade



**6 Covergreen® Sedum**  
H 2-7 cm Sun  
Highly suited to roof planting



**7 Covergreen® Rosa Robin**  
H 20-40 cm Sun  
Bloom colour: red



**8 Covergreen® Rosa Sterne**  
H 20-40 cm Sun  
Bloom colour: white



**9 Covergreen® Pachysandra**  
H 15-20 cm Shade  
Bloom colour: white



**Covergreen Nederland BV**  
Postbus 139 • 7450 AC Holten  
t +31 (0) 548-365 071  
f +31 (0) 548-361 285  
Info@covergreen.nl



**WWW.COVERGREEN.EU**



FSC This leaflet has been printed on FSC certified paper

**WWW.COVERGREEN.EU**

**THE READY-TO-USE GROUND COVER**

## GOING GREEN THE COVERGREEN® WAY



### Now you can have an instant evergreen carpet

Weeds have no show against this compact, ready-to-use plant mat by Covergreen®.

This evergreen carpet is ready for use and maintenance free. It will instantly change your border, green strip or park landscaping.


Covergreen® means that waiting for the right season for dense growth is a thing of the past. Order today and see the result tomorrow!

Covergreen® can also be combined with perennials, bulbs or shrubs.

We're more than happy to help you finalise your project the right way.

### COVERGREEN: GORGEOUS FROM THE SOIL ON UP



-  1 Immediate result
-  2 Quick and easy to lay
-  3 Minimum maintenance required
-  4 Available the whole year through
-  5 Cost-effective

## CAN BE APPLIED ANYWHERE



Covergreen is easy and quick to lay anywhere it's needed.

Here are just some of the options:

- Gardens and parks
- Embankments and roundabouts
- Company grounds
- Tree planters
- Roof gardens
- Cemeteries

### METHOD OF USE

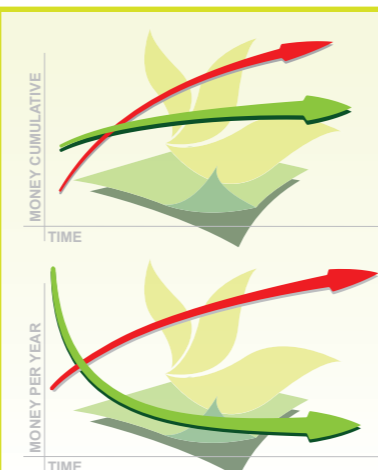
- 1 Make sure the ground is even and free of weeds.
- 2 Place the plant mats one by one.
- 3 The plant mat will now do what it should: cover the earth.

### COST SAVINGS



#### The bill-payers will love Covergreen®.

Our plant mats might cost more than regular ground covers, but Covergreen® will ultimately save you money. Is it worth the investment? Certainly - because it's easy to install, durable, and takes very little to maintain. instant result, durable, and cost efficient.



## EXAMPLES OF COMPLETED PROJECTS

Below are a few photos of completed projects that used our ready-to-use plant mats.



[WWW.COVERGREEN.EU](http://WWW.COVERGREEN.EU)