







▶ SCROLL DIES & END TOOLING



▶ PET & PLASTIC MOULDS



MAKİNA KALIP MÜHENDİSLİK VE
MÜMESSİLLİK SANAYİ VE TİC AŞ



MAKİNA KALIP MÜHENDİSLİK VE
MÜMESSİLLİK SANAYİ VE TİC AŞ

Semizkuşlar Mevkii (34957) Kınalı Silivri - İstanbul / Türkiye
Tel: +90 (212) 711 37 28 (pbx) Fax: +90 (212) 711 81 01
www.marmaramakina.com e-mail: info@marmaramakina.com



www.marmaramakina.com

- LUG CAPS CLOSING FOR TWIST OF CAPS
- CAN BODY PRODUCTION MACHINERY
- CAN END PRODUCTION MACHINERY
- SCROLL DIES & END TOOLING
- PET & PLASTIC MOULDS

LUG CAPS CLOSING FOR TWIST OF CAPS

LUG CAPS CLOSING MACHINE FOR TWIST-OFF CAPS

Cap diameter: Ø43-Ø110
Capacity: 5000-8000 caps/hour



LUG CAPS CLOSING MACHINE FOR TWIST-OFF CAPS WITH ELEVATOR


Cap diameter: Ø43-Ø110
Capacity: 6000-18000 caps/hour



LUG CAP CLOSING MACHINE with FILLING BOXER and VACUUM DETECTOR




CAN BODY PRODUCTION MACHINERY



TIN CAN NECKING MACHINE
Capacity: 400-450 can/min




TIN CAN PARTING MACHINE
Capacity: 400-450 can/min



16 HEAD RECTANGULAR TIN CAN TESTING MACHINE
Capacity: 90-100 can/min



TIN CAN BEADING MACHINE
Capacity: 400-450 can/min




PALLETIZER

CAN END PRODUCTION MACHINERY


STRIP FEED END PRODUCTION LINE

Capacity: 500-550 cap/min



SERVO LINING AND SERVO PIERCING MACHINE

Capacity: 70-75 cap/min




SHEED FEED END PRODUCTION LINE

Capacity: 800 cap/min



HIGH SPEED FULLY AUTOMATIC SPOT WELDING HOLE PUNCHING & FLANGING MACHINE



Capacity: 50-55 cap/min